



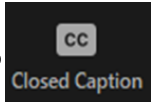


Human Services Initiative Webinar Series
Webinar III: The Growing Involvement of Area Agencies on Aging
in Community Transportation
November 28, 2023



Instructions for Zoom Webinar Participation

- All participants are muted.
- The session is being recorded. All materials including the recording will be put on the [NADTC](#) website.
- Closed captioning is available. You can turn captioning/subtitles on or off by clicking on the cc button.
- Please put your questions in the Q & A button.
- Chat is open and can be used for general comments, or technical assistance.



NADTC Overview

- *Virginia Dize, Director of Transportation, USAging & Co-Director, NADTC*

Today's Presenters

- *Beth Blair, Senior Research Associate, USAging*
- *Tauhric Brown, President and CEO, CICOA Aging and In-Home solutions*

Q&A

National Aging & Disability Transportation Center

Our Mission:

To promote the availability of accessible transportation options that serve the needs of Older Adults, People with Disabilities, Caregivers, and Communities.



National Aging & Disability Transportation Center

What We Provide:

- Technical Assistance & Training
- Publications & Resources
 - TA Coordination Library
 - Funding Resource Guide
- Partnership Coordination
 - Coalition Toolkit
- Community Grants

www.nadtc.org



Join Our Mailing List!

NADTC's Human Services Initiative

This initiative includes a series of webinars targeted to the needs of human services transportation providers, in particular, programs that are operated or administered by Area Agencies on Aging (AAAs), Title VI Native American Programs, Centers for Independent Living (CILs) and other disability and aging focused organizations and tribal nations.

Previous Webinars:

<https://www.nadtc.org/event/vaccination-access-and-transportation/>

<https://www.nadtc.org/event/coordinating-transportation-in-rural-areas/>



Call toll-free: 866.983.3222

Email: contact@nadtc.org

Web: www.nadtc.org

Find us on Facebook, Twitter, YouTube & LinkedIn!





The Growing Involvement of Area Agencies
on Aging in Community Transportation

Beth Blair, USAgging

The National Survey of Area Agencies on Aging

- Survey was open September to December 2022
- Survey administered to all AAAs (over 600)
- One response per AAA
- 74 percent response rate

Acknowledgement:

This work was supported by the Administration for Community Living (ACL), U.S. Department of Health and Human Services (HHS) as part of a financial assistance award totaling \$562,397 (75 percent) funded by ACL/HHS and \$202,618 (25 percent) funded by non-government source(s). The contents are those of the author(s) and do not necessarily represent the official views of, nor an endorsement by, ACL/HHS or the U.S. Government.

Core AAA Services

All AAAs provide:



Nutrition



Supportive
Services



Caregivers



Health &
Wellness



Elder Rights



91% of AAAs provide transportation services.

- 28 percent of AAAs are the transportation providers
- 73 percent of AAAs contract with local providers for transportation services

Transportation Service Options are Increasing

Transportation Service	2022 Percentage (n=445)	2019 Percentage (n=489)
Any transportation service	91	89
Non-medical transportation	76	65
Assisted transportation (e.g., curb-to-curb, door-to-door, door-through-door)	75	74
Wheelchair-accessible transportation service	60	53
Medical transportation/NEMT	54	41
Transportation information and referral/assistance	36	34
Volunteer transportation program	30	29
Transportation vouchers	27	21
Travel planning	23	<i>Not asked</i>
Partnerships with housing sites	16	<i>Not asked</i>
Driver refresher trainings	12	9
Partnerships with rideshare companies	12	5

Transportation Partnerships

- 45 percent of AAAs partner with transportation providers for social engagement programs
- 83 percent of AAAs have either a formal or informal partnership with transportation agencies
 - Transportation agencies were one of the most common types of new or expanded partnerships that AAAs reported after COVID

Transportation Funding Sources

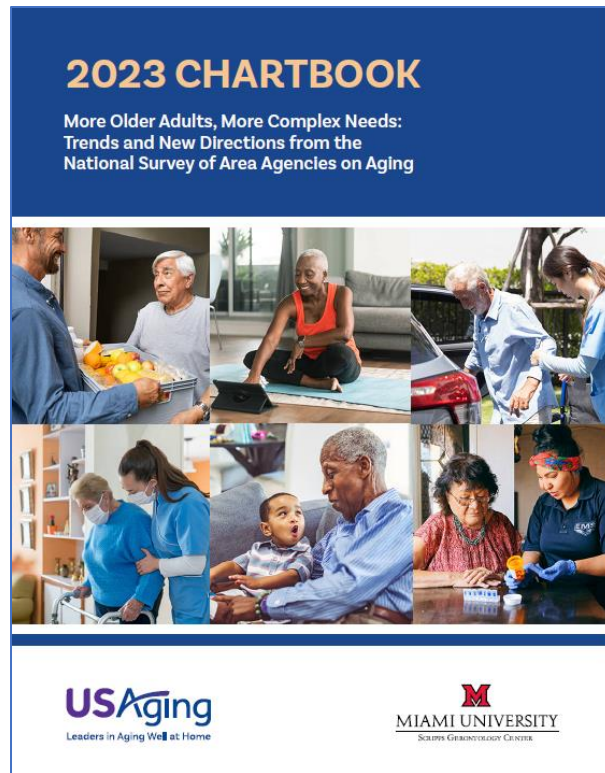
Funding Source	Percent (n=404)
Older Americans Act Funds	87
State government funds	59
Local government funds	45
Fares or consumer contributions	37
Federal Section 5310 funds (Enhanced Mobility of Seniors & Individuals with Disabilities)	24
Medicaid	23
Federal Section 5311 funds (Formula Grants for Rural Areas)	15
Other funding	11
Federal transportation infrastructure funds (e.g., from the bipartisan Infrastructure Investment and Jobs Act of 2021)	6
Medicare Advantage	2

Staff Positions

- 39 percent of AAAs have a transportation coordinator/mobility manager on staff and 10 percent say that they need to hire one in the next 5 years
- 5 percent of AAAs have a travel trainer and 7 percent say that they need to hire one in next 5 years

Resources and Contact

- **The AAA National Survey Chartbook** and Toolkit are available online at www.usaging.org/aaasurvey



US Aging

Leaders in Aging Well at Home

Traci Wilson

Director, Research

twilson@usaging.org

Beth Blair

Senior Research Associate

eblair@usaging.org

www.facebook.com/theUSAging

www.twitter.com/theUSAging

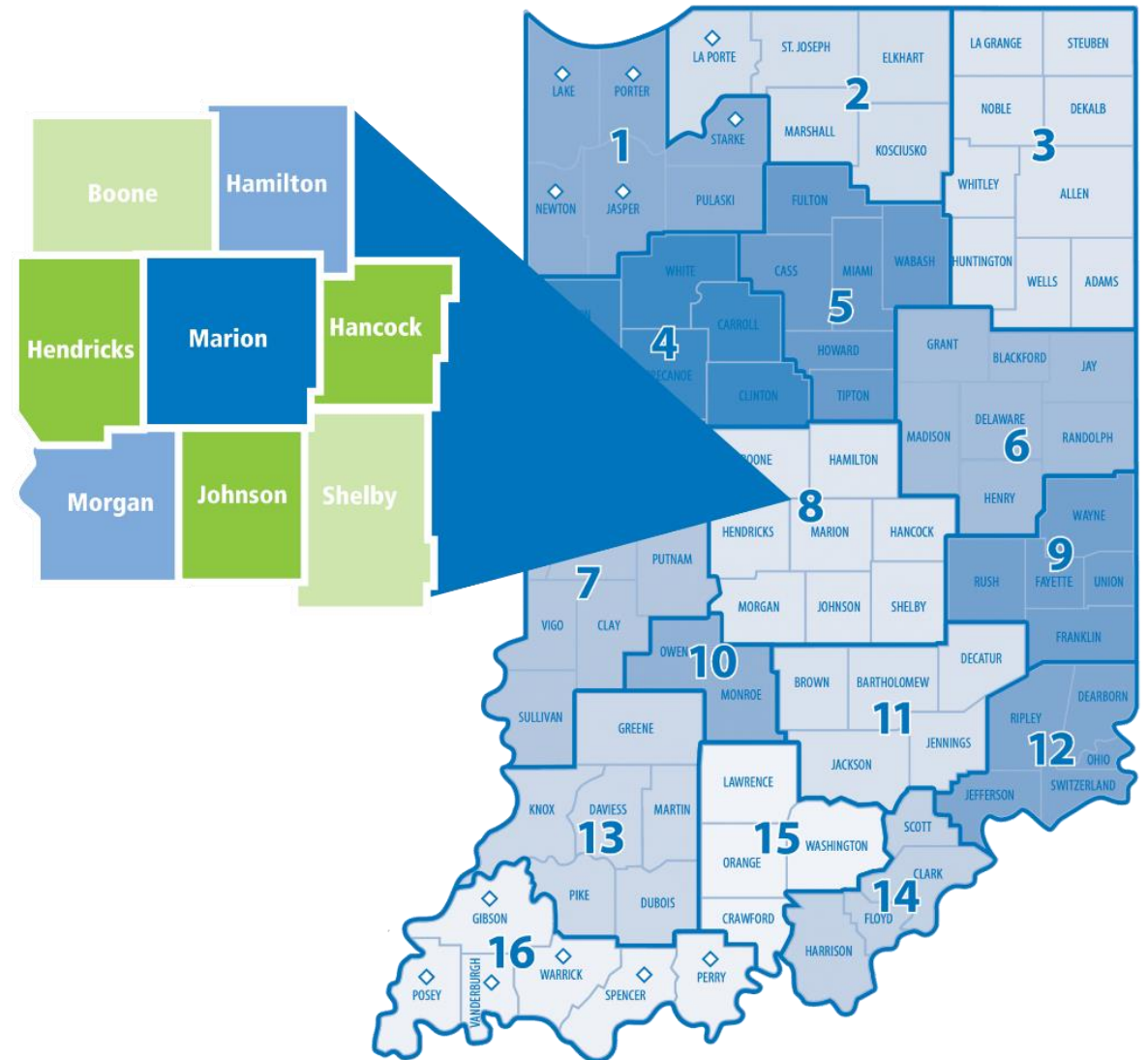


Strengthening the Transportation Safety Net

Tauhric Brown, President & CEO

About CICOA

- Indiana's largest Area Agency on Aging (AAA)
- Not-for-profit organization
- Founded in 1974
- Serving 8 counties in Central Indiana (Area 8)



Client Services



Client Service Data FY2023





Get rides to medical appointments, pharmacies,
grocery stores and more

transportation@cicoa.org | (317) 803-6131

Indianapolis / Marion County Senior Transportation

Residents of Marion County who are at least 60 years of age and have completed an application are eligible for the following transportation services within the county.



More Transportation Services

Medicaid Transportation

Medicaid members who need a ride to a doctor's appointment, pharmacy or other medical office can request transportation through Verida (formerly Southeastrans). Ask for CICOA Way2Go as your preferred transportation provider.

[LEARN MORE](#)

My Freedom

My Freedom increases transportation options for individuals of any age with disabilities in Central Indiana counties. Fares are redeemable for both medical and nonmedical transportation, including trips across county lines.

[LEARN MORE](#)

Alternate Transportation Resources

Check out this guide for other senior transportation services and public transportation options in your county. Also available in Spanish.

[LEARN MORE](#)

Strengthening the Safety Net



Funding

- Section 5307
- Section 5310
- Private Pay
- Philanthropy

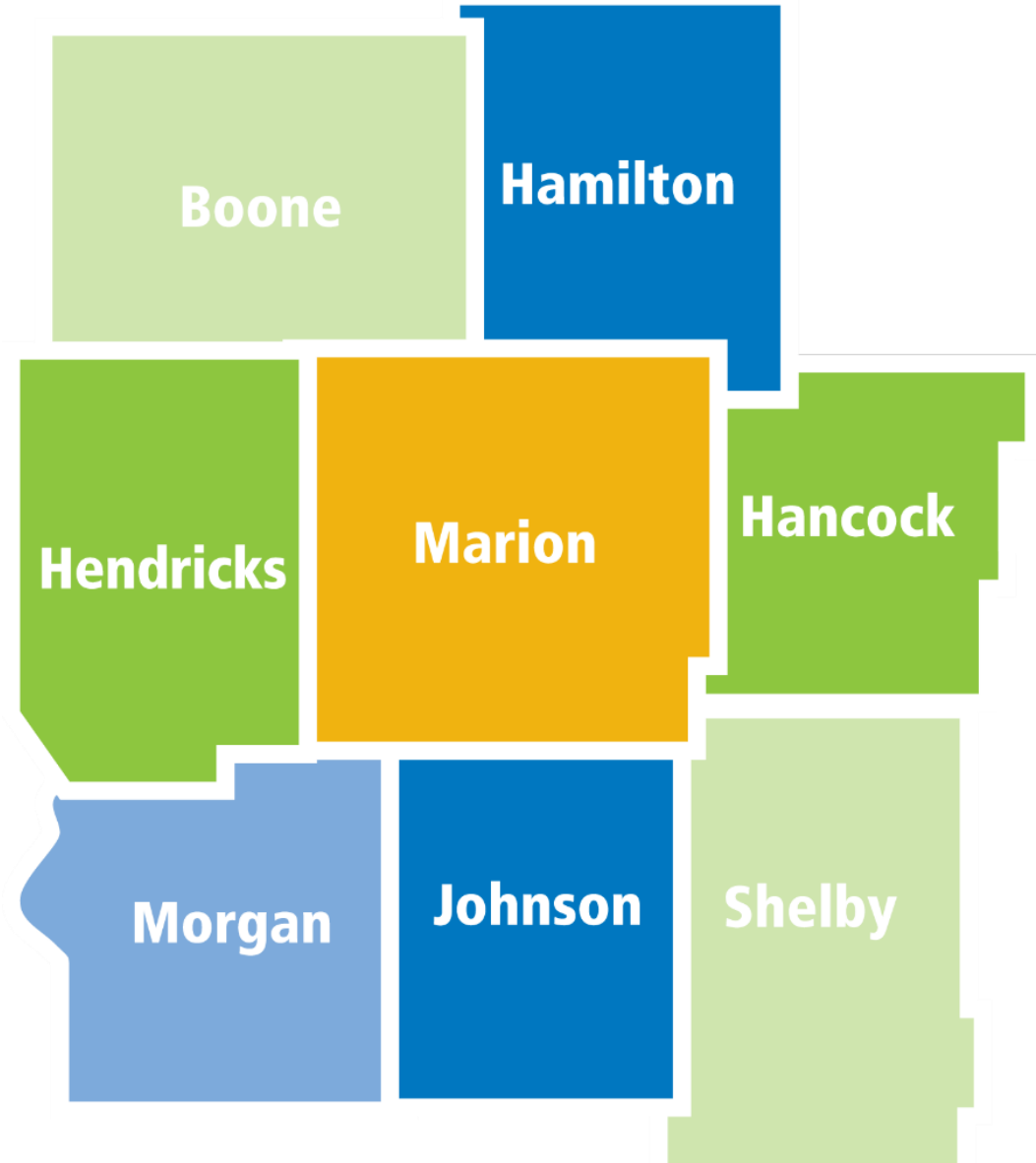


Advocacy

A photograph of a conference room with a long, dark, reflective table. Several blue office chairs with black frames are arranged along the table. The background is a bright, out-of-focus window or wall. The word "Advocacy" is written in blue text in the upper left corner.

Challenges

- Cross-county transports
- People <60 years old or without a disability
- Awareness
- Inflation
- Supply lines





Tauhric Brown
President and CEO
CICOA Aging & In-Home Solutions
tbrown@cicoa.org

Questions & Answers

